



engro powergen qadirpur

Analyst Briefing

Q4, 2014

February 6, 2015



Key Highlights for 2014

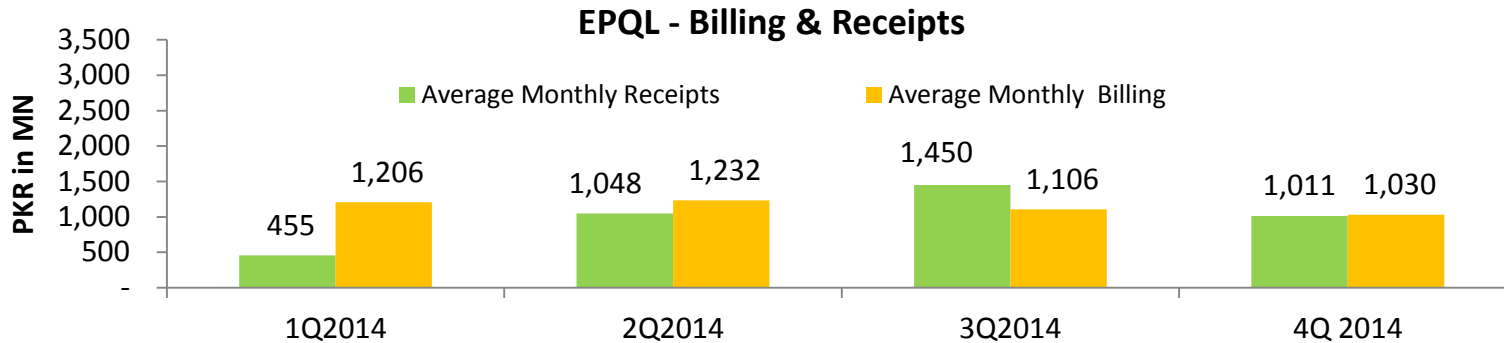
EPQL achieved **PAT of PKR 2,021** for FY 2014
vs PKR 1,458 M FY 2013

Plant demonstrated a **Billable Capacity
Factor of 99.9%** in 2014 vs 83.1% last year

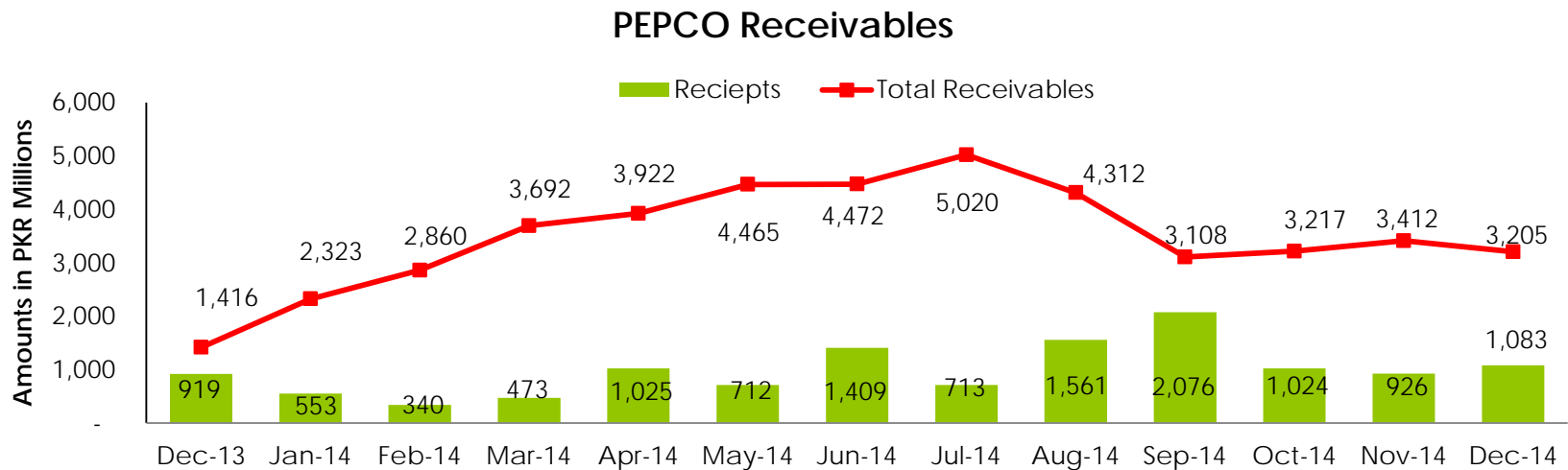
Utilization of **20 days outage against 36
days allowance**

Successful **Insurance claim settlement (99%)**

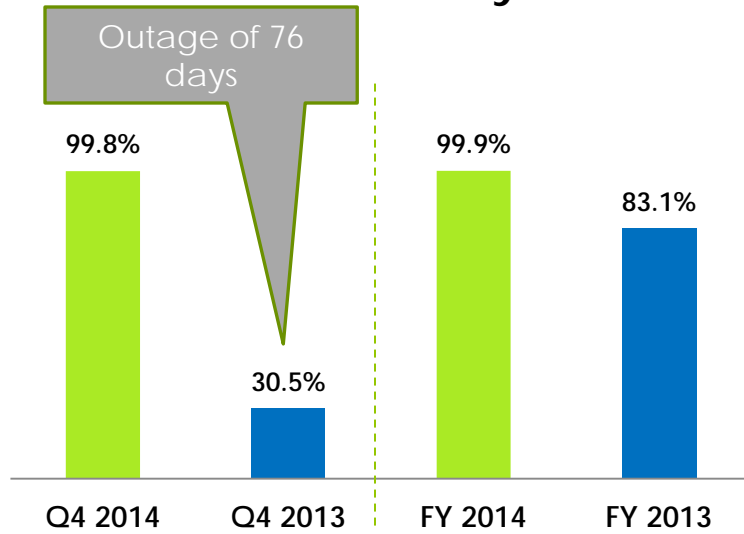
- Total amount billed in 2014 = **PKR 13.7 Bn**
- Total receipts in 2014 = **PKR 11.9 Bn**



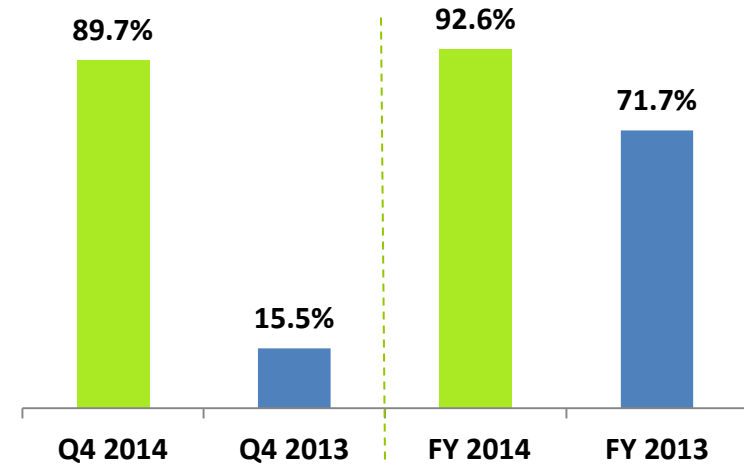
- PEPCO Receivable at year end 2014 is **PKR 3.2 Bn** vs **PKR 1.4Bn** at year end 2013



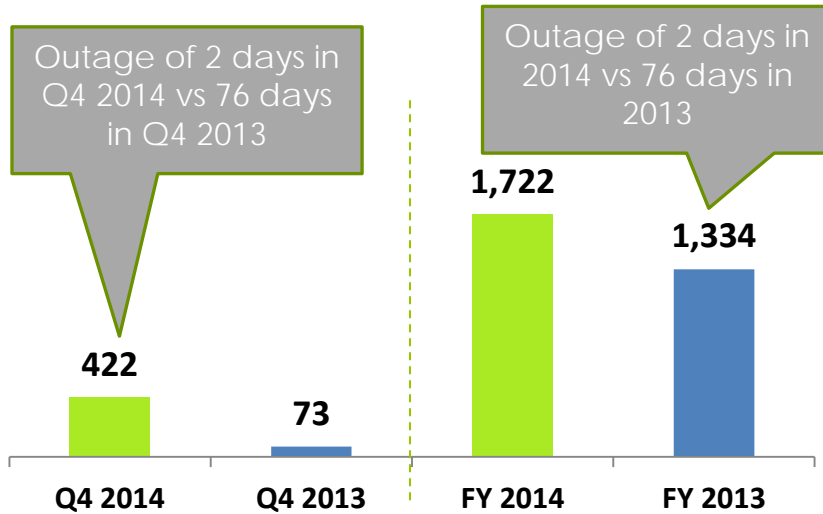
Billable Availability Factor



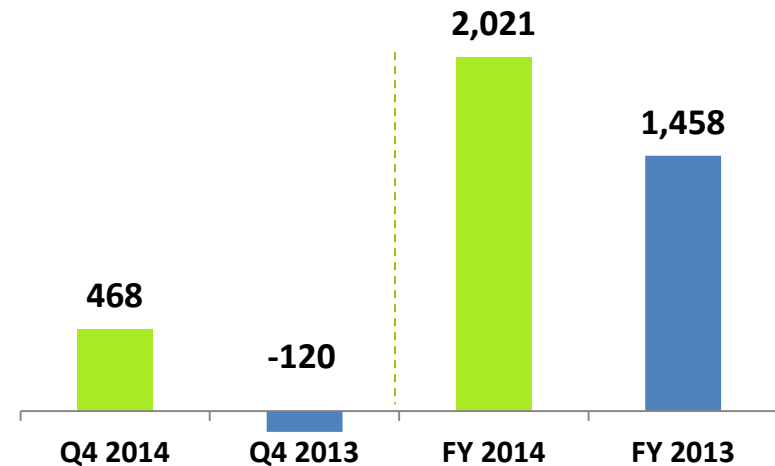
Load Factor



Net Electrical Output (GWh)



PAT (Mn)



Financial Highlights

Outage of 76 days in Q4 2013 vs 2 days in Q4 2014

Higher gas price from Jan to Jul 2014

All amounts in Rs. MN	Q4 2014	Q4 2013	FY 2014	FY 2013
Total Revenue	2,779	592	12,041	8,665
Profit After Tax	468	-120	2,021	1,458

EPS (Amounts in PKR)

